

Town of Prescott Drinking Water System

Waterworks # 220001245
System Category – Large Municipal Residential

Annual Report

Reporting Period of January 1st – December 31st 2019

Issued: February 24, 2020

Revision: 0

Operating Authority:



This report has been prepared to satisfy the annual reporting requirements in O. Reg. 170/03 Section 11 and Schedule 22

Table of Contents

Report Availability	1
Compliance Report Card	1
System Process Description	1
Raw Source	1
Treatment	1
Distribution	2
Summary of Non-Compliance	2
Adverse Water Quality Incidents.....	2
Non-Compliance	2
Non-Compliance Identified in a Ministry Inspection.....	2
Flows	3
Raw Water Flows	3
Treated Water Flows	4
Regulatory Sample Results Summary.....	5
Microbiological Testing.....	5
Operational Testing	5
Inorganic Parameters	5
Organic Parameters	6
Additional Legislated Samples.....	8
Major Maintenance Summary	8
WTRS Submission Confirmation.....	A

Report Availability

As the Town of Prescott's drinking water system is considered a large municipal residential system under O. Reg. 170/03, this report must be made available to the public. It can be found at the Town Hall located at 360 Dibble Street West, Prescott, Ontario and on the Town website (www.prescott.ca).

Compliance Report Card

Compliance Event	# of Events
Ministry of Environment Inspections	1
Ministry of Labour Inspections	0
QEMS External Audit	1
AWQI's/BWA	0/0
Non-Compliance	0
Spills	0
Watermain Breaks	6

System Process Description

Raw Source

Water is drawn from the St. Lawrence River into the plant via a 600 mm diameter steel intake pipe equipped with a sodium hypochlorite feed system for zebra mussel control. Raw water passes through a travelling screen unit located in the low lift building. The unit consists of wire mesh screens on a rotating belt. From there it is pumped to the plant for treatment.

Treatment

Once water enters the plant, an aluminum based coagulant is added and flash mixed. The water then travels to flocculation tanks where the coagulant is allowed time to attract fine particles from the water. From there, the water passes through one of three dual media rapid sand filters. Sodium hypochlorite and hydrofluosilicic acid are added as water enters the clearwell. To maximize contact time, the treated water is diverted to two baffled reservoirs, each with a capacity of 800 m³. Four vertical turbine pumps are available for supplying the distribution demand as needed.

Distribution

Watermains in the distribution system are composed of PVC, cast iron and ductile iron. An elevated storage tank is located on Wood Street and has a storage capacity of 2,272 m³. The storage facility provides for peak hour demands and fire flows.

Treatment Chemicals used during the reporting year

Chemical Name	Use	Supplier
Aluminum Sulphate	Coagulant	Chemtrade
Hydrofluosilicic Acid	Fluoride	Brenntag
Sodium Hypochlorite	Disinfection	UBA

Summary of Non-Compliance

Adverse Water Quality Incidents

Date	AWQI #	Location	Problem	Details	Legislation	Corrective Action Taken
None to report.						

Non-Compliance

Legislation	requirement(s) system failed to meet	duration of the failure (i.e. date(s))	Corrective Action	Status
None to report.				

Non-Compliance Identified in a Ministry Inspection

Legislation	requirement(s) system failed to meet	duration of the failure (i.e. date(s))	Corrective Action	Status
None to report.				

Flows

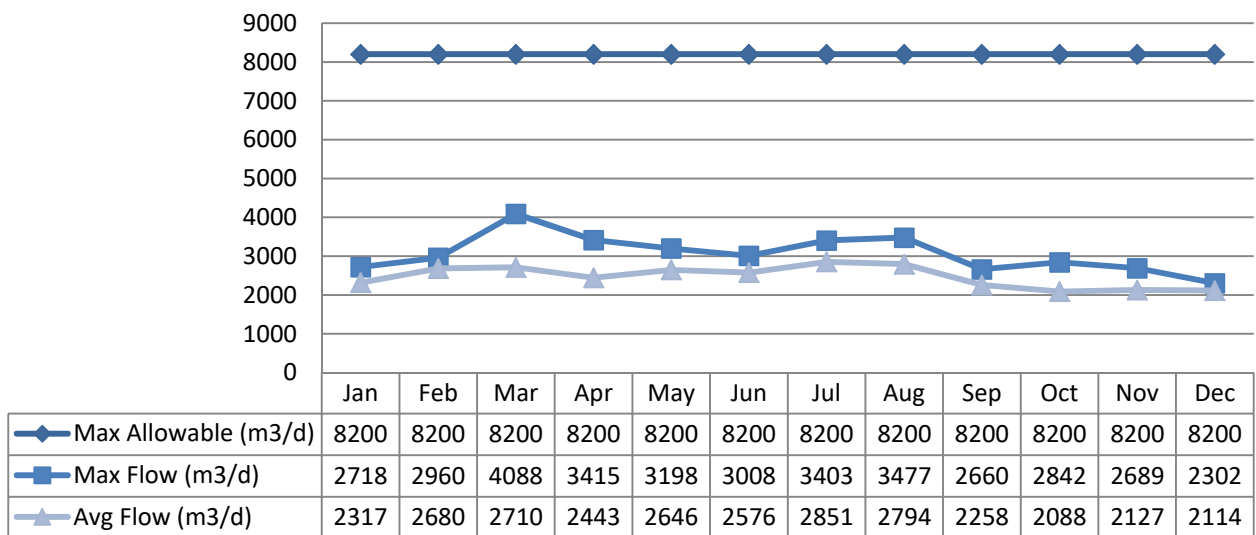
Prescott’s drinking water system is operating on average under half the rated capacity.

Raw Water Flows

Raw water flows are regulated under the Permit to Take Water (PTTW). Raw flow data for 2019 was submitted to the Ministry electronically under Permit #5506-9RMLKE. The submission confirmation can be found attached in Appendix A.

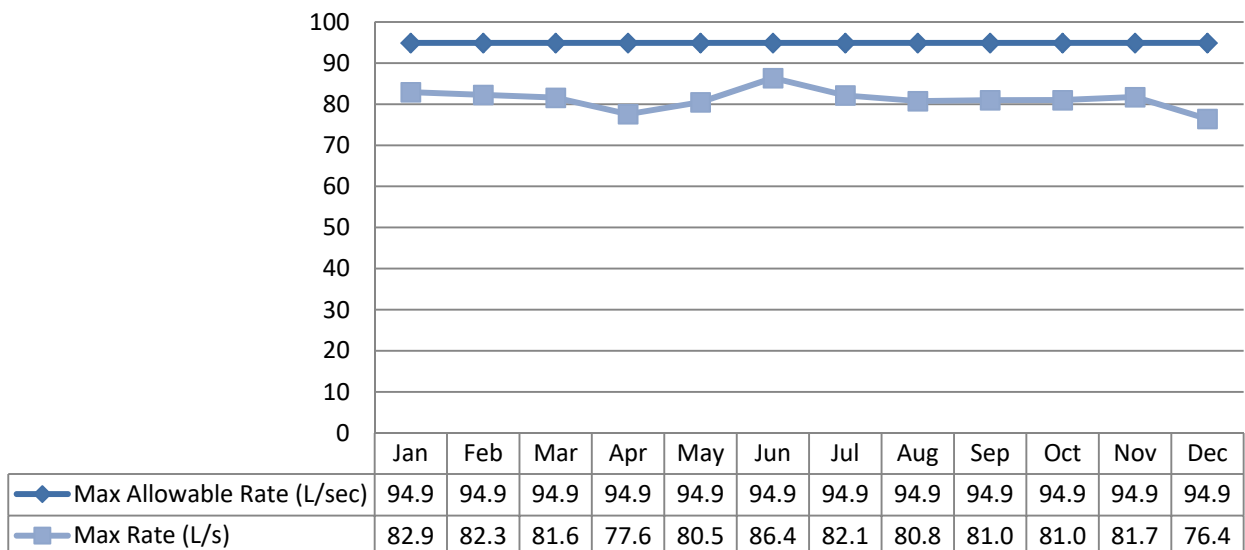
Raw Flows

Max. Allowable Flow - PTTW



Maximum Flow Rates

Max. Allowable Rate - PTTW

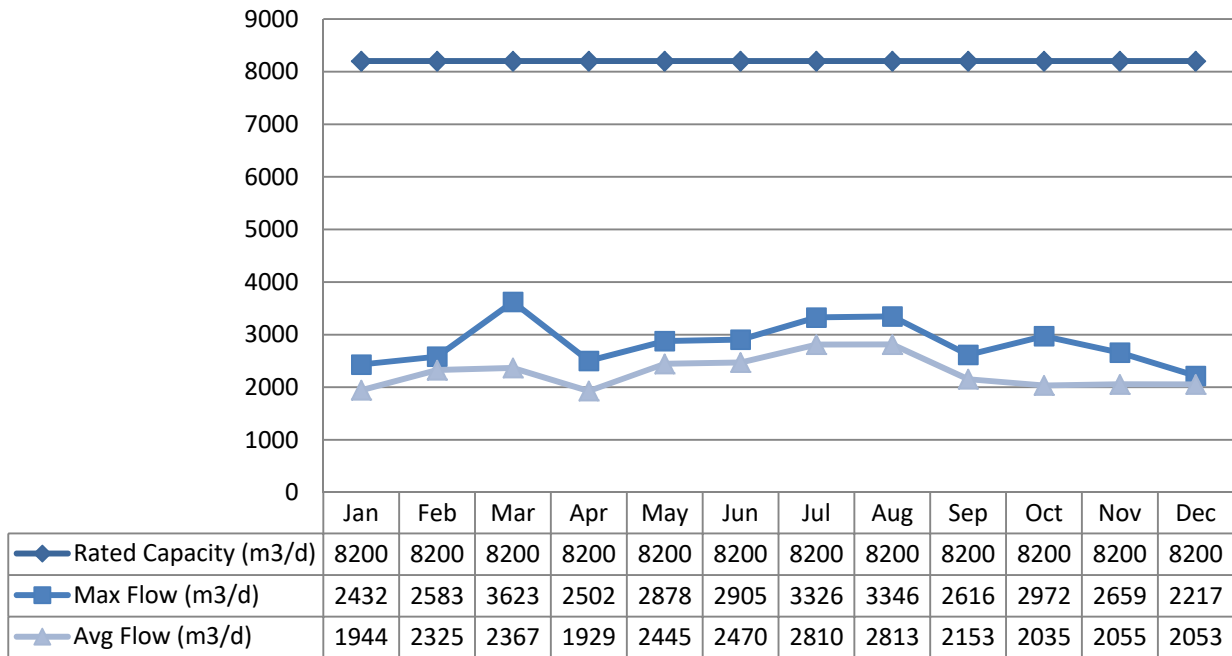


Treated Water Flows

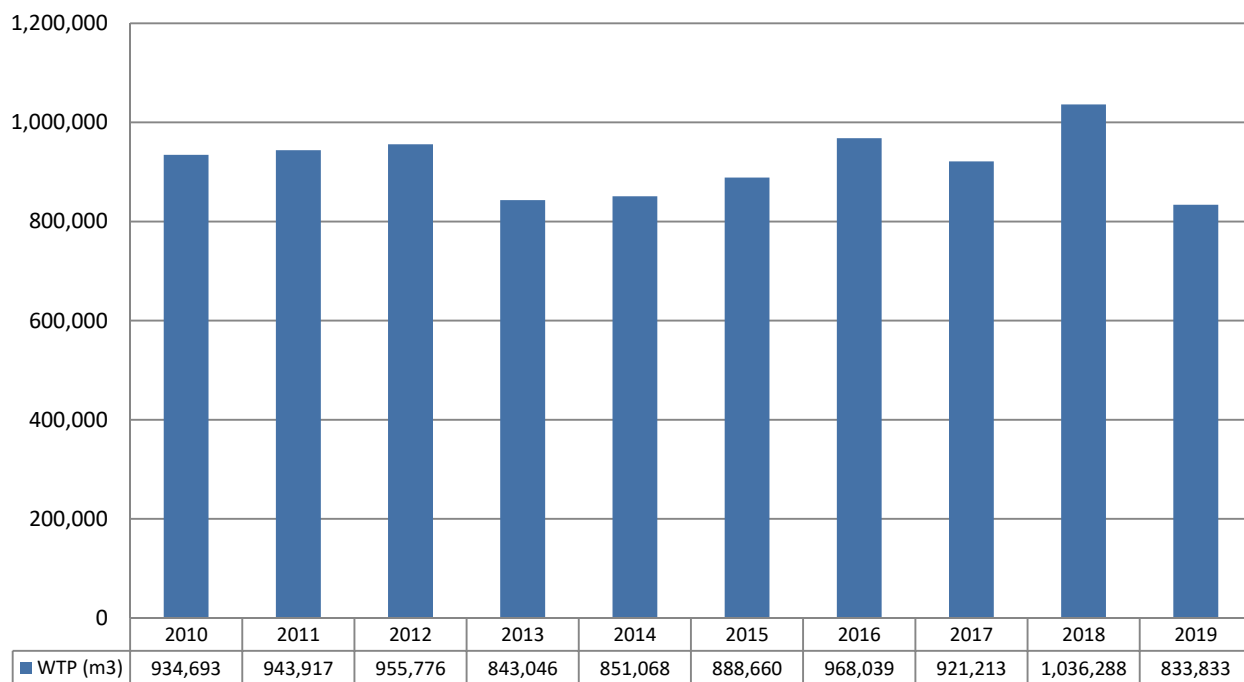
Treated water flows are regulated under the Municipal Drinking Water Licence (MDWL).

Treated Flows

Rated Capacity - MDWL



Annual Total Flow Comparison



Regulatory Sample Results Summary

Microbiological Testing

	No. of Samples Collected	Range of E.Coli Results		Range of Total Coliform Results		Range of HPC Results	
		Min	Max	Min	Max	Min	Max
Raw Water	53	0	1	0	98	n/a	n/a
Treated Water	53	0	0	0	0	2	30
Distribution Water	214	0	0	0	0	2	40

Operational Testing

	No. of Samples Collected	Range of Results		
		Minimum	Average	Maximum
Turbidity (NTU) - RW	8760	N/A	0.96	10.0
Turbidity (NTU) - TW	8760	N/A	0.05	2.35
Turbidity (NTU) - Filt1	8760	N/A	0.03	0.70
Turbidity (NTU) - Filt2	8760	N/A	0.03	0.33
Turbidity (NTU) - Filt3	8760	N/A	0.03	0.39
Free Chlorine Residual (mg/L) - TW	8760	1.19	1.60	2.73
Free Chlorine Residual, On-Line (mg/L) - DW	8760	0.23	1.39	2.38
Free Chlorine Residual, In-House (mg/L) - DW	214	0.35	N/A	2.09
Fluoride Residual (mg/L) - TW	8760	0.20	0.67	1.28

NOTE: Spikes recorded by on-line instrumentation may result from air bubbles and various maintenance/calibration activities. All spikes are reviewed for compliance with O. Reg. 170/03

Inorganic Parameters

These parameters are tested as a requirement under O. Reg. 170/03. Sodium and Fluoride are required to be tested every 60 months. Nitrate and Nitrite are tested quarterly and metals are tested annually as required under O. Reg. 170/03. In the event any parameter exceeds half the maximum allowable concentration the parameter is required to be sampled quarterly.

- MAC = Maximum Allowable Concentration as per O. Reg. 169/03
- MDL = Below the laboratory detection level

	Sample Date (yyyy/mm/dd)	Sample Result	MAC	No. of Exceedances	
				MAC	1/2 MAC
Treated Water					
Antimony: Sb (ug/L) - TW	2019/01/14	0.1	6.0	No	No
Arsenic: As (ug/L) - TW	2019/01/14	0.3	10.0	No	No
Barium: Ba (ug/L) - TW	2019/01/14	19.0	1000.0	No	No
Boron: B (ug/L) - TW	2019/01/14	13.0	5000.0	No	No
Cadmium: Cd (ug/L) - TW	2019/01/14	<MDL 0.015	5.0	No	No
Chromium: Cr (ug/L) - TW	2019/01/14	<MDL 2.0	50.0	No	No
Mercury: Hg (ug/L) - TW	2019/01/14	<MDL 0.02	1.0	No	No
Selenium: Se (ug/L) - TW	2019/01/14	<MDL 1.0	50.0	No	No

	Sample Date (yyyy/mm/dd)	Sample Result	MAC	No. of Exceedances	
				MAC	1/2 MAC
Uranium: U (ug/L) - TW	2019/01/14	0.21	20.0	No	No
Additional Inorganics					
Nitrite (mg/L) - TW	2019/01/14	<MDL 0.1	1.0	No	No
Nitrite (mg/L) - TW	2019/04/08	<MDL 0.1	1.0	No	No
Nitrite (mg/L) - TW	2019/07/12	<MDL 0.1	1.0	No	No
Nitrite (mg/L) - TW	2019/10/07	<MDL 0.1	1.0	No	No
Nitrate (mg/L) - TW	2019/01/14	0.3	10.0	No	No
Nitrate (mg/L) - TW	2019/04/08	0.4	10.0	No	No
Nitrate (mg/L) - TW	2019/07/12	0.3	10.0	No	No
Nitrate (mg/L) - TW	2019/10/07	0.2	10.0	No	No
Sodium: Na (mg/L) - TW	2019/01/14	15.9	20.0	n/a	n/a

*There is no "MAC" for Sodium. The aesthetic objective for sodium in drinking water is 200 mg/L. The local Medical Officer of Health should be notified when the sodium concentration exceeds 20 mg/L so that this information may be communicated to local physicians for their use with patients on sodium restricted diets.

Schedule 15 Sampling:

The Schedule 15 Sampling is required under O. Reg. 170/03. This system is under a reduced sampling schedule. No plumbing samples were collected.

Distribution System	Number of Sampling Points	Number of Samples	Range of Results		MAC (ug/L)	Number of Exceedances
			Minimum	Maximum		
Alkalinity (mg/L)	6	6	80	84	n/a	n/a
pH	6	6	7.48	7.85	n/a	n/a
Lead (ug/l)	3	3	0.05	0.14	10	0

Organic Parameters

These parameters are tested annually as a requirement under O. Reg. 170/03. In the event any parameter exceeds half the maximum allowable concentration the parameter is required to be sampled quarterly.

- MAC = Maximum Allowable Concentration as per O. Reg. 169/03
- MDL = Below the laboratory detection level

	Sample Date (yyyy/mm/dd)	Sample Result	MAC	Number of Exceedances	
				MAC	1/2 MAC
Treated Water					
Alachlor (ug/L) - TW	2019/01/14	<MDL 0.3	5.00	No	No
Azinphos-methyl (ug/L) - TW	2019/01/14	<MDL 1.0	20.00	No	No
Benzene (ug/L) - TW	2019/01/14	<MDL 0.5	1.00	No	No
Benzo(a)pyrene (ug/L) - TW	2019/01/14	<MDL 0.005	0.01	No	No
Bromoxynil (ug/L) - TW	2019/01/14	<MDL 0.3	5.00	No	No
Carbaryl (ug/L) - TW	2019/01/14	<MDL 3.0	90.00	No	No
Carbofuran (ug/L) - TW	2019/01/14	<MDL 1.0	90.00	No	No

	Sample Date (yyyy/mm/dd)	Sample Result	MAC	Number of Exceedances	
				MAC	1/2 MAC
Carbon Tetrachloride (ug/L) - TW	2019/01/14	<MDL 0.2	2.00	No	No
Chlorpyrifos (ug/L) - TW	2019/01/14	<MDL 0.5	90.00	No	No
Diazinon (ug/L) - TW	2019/01/14	<MDL 1.0	20.00	No	No
Dicamba (ug/L) - TW	2019/01/14	<MDL 5.0	120.00	No	No
1,2-Dichlorobenzene (ug/L) - TW	2019/01/14	<MDL 0.1	200.00	No	No
1,4-Dichlorobenzene (ug/L) - TW	2019/01/14	<MDL 0.2	5.00	No	No
1,2-Dichloroethane (ug/L) - TW	2019/01/14	<MDL 0.1	5.00	No	No
1,1-Dichloroethylene (ug/L) - TW	2019/01/14	<MDL 0.1	14.00	No	No
Dichloromethane (Methylene Chloride) (ug/L) - TW	2019/01/14	<MDL 0.3	50.00	No	No
2,4-Dichlorophenol (ug/L) - TW	2019/01/14	<MDL 0.1	900.00	No	No
2,4-Dichlorophenoxy acetic acid (2,4-D) (ug/L) - TW	2019/01/14	<MDL 5.0	100.00	No	No
Diclofop-methyl (ug/L) - TW	2019/01/14	<MDL 0.5	9.00	No	No
Dimethoate (ug/L) - TW	2019/01/14	<MDL 1.0	20.00	No	No
Diquat (ug/L) - TW	2019/01/14	<MDL 5.0	70.00	No	No
Diuron (ug/L) - TW	2019/01/14	<MDL 5.0	150.00	No	No
Glyphosate (ug/L) - TW	2019/01/14	<MDL 25.0	280.00	No	No
Malathion (ug/L) - TW	2019/01/14	<MDL 5.0	190.00	No	No
2-Methyl-4chlorophenoxyacetic Acid (MCPA) (ug/L) - TW	2019/01/14	<MDL 10.0	100.00	No	No
Metolachlor (ug/L) - TW	2019/01/14	<MDL 3.0	50.00	No	No
Metribuzin (ug/L) - TW	2019/01/14	<MDL 3.0	80.00	No	No
Monochlorobenzene (Chlorobenzene) (ug/L) - TW	2019/01/14	<MDL 0.2	80.00	No	No
Paraquat (ug/L) - TW	2019/01/14	<MDL 1.0	10.00	No	No
PCB (ug/L) - TW	2019/01/14	<MDL 0.05	3.00	No	No
Pentachlorophenol (ug/L) - TW	2019/01/14	<MDL 0.1	60.00	No	No
Phorate (ug/L) - TW	2019/01/14	<MDL 0.3	2.00	No	No
Picloram (ug/L) - TW	2019/01/14	<MDL 5.0	190.00	No	No
Prometryne (ug/L) - TW	2019/01/14	<MDL 0.5	1.00	No	No
Simazine (ug/L) - TW	2019/01/14	<MDL 0.3	10.00	No	No
Terbufos (ug/L) - TW	2019/01/14	<MDL 0.3	1.00	No	No
Tetrachloroethylene (ug/L) - TW	2019/01/14	<MDL 0.2	10.00	No	No
2,3,4,6-Tetrachlorophenol (ug/L) - TW	2019/01/14	<MDL 0.1	100.00	No	No
Triallate (ug/L) - TW	2019/01/14	<MDL 10.0	230.00	No	No
Trichloroethylene (ug/L) - TW	2019/01/14	<MDL 0.1	5.00	No	No
2,4,6-Trichlorophenol (ug/L) - TW	2019/01/14	<MDL 0.1	5.00	No	No
Trifluralin (ug/L) - TW	2019/01/14	<MDL 0.5	45.00	No	No
Vinyl Chloride (ug/L) - TW	2019/01/14	<MDL 0.2	1.00	No	No

Distribution samples are tested quarterly for THM's and HAA's in accordance with O. Reg. 170/03.

	Sample Year	Sample Result	MAC	No. of Exceedances	
				MAC	1/2 MAC
Distribution Water					
Trihalomethane (THM): Total (ug/L) Annual Average - DW	2019	42.8	100.00	No	No
Haloacetic Acid (HAA): Total (ug/L) Annual Average - DW	2019	11.7	80.00	No	No

Additional Legislated Samples

Document	Parameter	Limit (mg/L)	Result (mg/L)
MDWL # 161-101	Filter Backwash Supernatant Suspended Solids	Annual Average < 25	8.7

Major Maintenance Summary

Description
<ul style="list-style-type: none"> - Purchased new efficient pump to replace Low Lift Pump #1 - Replaced High Lift Pump #3 - Repaired intake sample pump - Replaced anthracite in Filter #3 - Replaced backwash sludge pump #2 - Cleaned backwash tank - Cleaned raw water reservoir - Replaced SC 200 controller - Inspected and cleaned raw water intake crib - Replaced FCV#2 (influent) and DRV#2 (drain) valve actuators - Purchased replacement valve for Effluent Valve #3 - Replaced 3 PLC Cards - Replaced discharge analyzer for chlorine, fluoride and pH - Replaced fluoride chemical feed pumps - Safety rails installed at loading dock

Appendix A

WTRS Submission Confirmation

**Water Taking Data submitted successfully.****Confirmation:**

Thank you for submitting your water taking data online.

Permit Number: 5506-9RMLKE

Permit Holder: THE CORPORATION OF THE SEPARATED TOWN OF PRESCOTT.

Received on: Jan 31, 2020 1:45 PM

This confirmation indicates that your data has been received by the Ministry, but should not be construed as acceptance of this data if it differs from that specified on the Permit Number, assigned to the Permit Holder stated above.

[Return to Main Page](#)

NORTH2 DUNDAS2 | 2020/01/31
version: v4.5.0.21 (build#: 22)
Last modified: 2018/09/18



This site maintained by
the Government of Ontario

©2020 [Queen's Printer for Ontario](#)